



QSA GLOBAL.



OPENVISION HD.

Discover the power of real-time pipeline inspection with the handheld digital x-ray system that combines high-speed CUI screening with highly accurate results to minimize CUI inspection costs.

GET HIGHLY ACCURATE RESULTS

Make the right call every time with real-time visual data that's easy to interpret. High-definition visual data helps inspectors accurately identify the exact location and extent of CUI present so you can determine whether further inspection or maintenance is needed. Numerous configurations and ergonomic features let you access tight spaces and inspect pipelines in many orientations.

PERFORM SAFER RADIOGRAPHY

OpenVision HD uses digital X-ray technology to assess pipelines with minimal radiation exposure. It emits much lower radiation levels than traditional radiography methods, reducing the risk of radiation-related health hazards for personnel and minimizing the environmental impact.

INSPECT PIPELINES FASTER

Perform high-speed scanning on large amounts of insulated piping in a fraction of the time. Real-time radiography and live video output provide immediate results, allowing inspectors to identify areas of concern and quickly move on to other piping. CUI indicators such as pitting, scaling, external wall loss, or wet insulation can be recorded and downloaded with the touch of a button for rapid review and reporting.

REDUCE COSTS

Significantly reduce costs by reducing operational expenses, detecting CUI early, and delivering accurate inspection results with minimal setup, time, and crew requirements. Early detection enables advanced planning, reduces mitigation costs, extends asset life, and minimizes unplanned downtime. Unplanned downtime is four to six times more costly than planned downtime.

For more information visit us at qsa-global.com

DESIGNED FOR RELIABILITY.

OpenVision HD was designed with the same high-quality, durable hardware and mechanical components QSA Global, Inc. is known for—and we've also added unique capabilities to ensure you can maintain critical schedules in demanding environments with confidence.




PIRATE EYE (OPTIONAL)



RUGGED WI-FI TABLET




7" HDMI DISPLAY



ACCURATELY DETECT CUI

CMOS advanced imaging technology produces high resolution, high contrast images and videos for early detection of subtle CUI defects.


■ CMOS detector produces high res/high contrast images



GET CONSISTENT RELIABLE DATA

Stable in-motion inspection reduces operator fatigue and ensures consistent, reliable data from start to finish.


■ New image stabilizer reduces operator fatigue



MAXIMIZE PRODUCTIVITY

New handles and integrated trigger enhance ergonomics, prevent operator fatigue, and simplify operation to maximize your productivity.

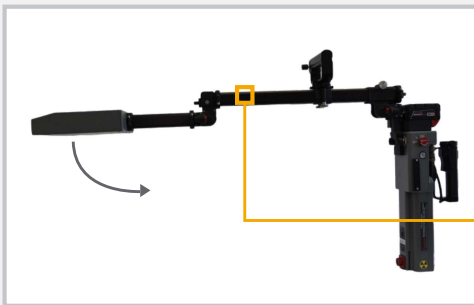
■ Handles have multiple mounting points on c-arm.



MINIMIZE DOWNTIME

Folding the c-arm minimizes opportunities for damage when moving around the plant in areas like scaffolding or ropes.

■ Compact folding design



MAXIMIZE INSPECTABLE AREAS

Extendable detector arm lets you access difficult inspection points in complex piping systems.

■ Extendable detector arm

SPECIFICATIONS.

WEIGHT

C-Arm	16 lb (7.2 kg)
Wired Monitor	2 lb (0.9 kg)
Shipping Weight	50 lb (23 kg)

STARTUP/SHUTDOWN

Startup	~30 sec
Shutdown	~5 sec

TEMPERATURE

Operating	-20 to 120 °F (-29 to 49 °C)
Storage	-20 to 140 °F (-29 to 60 °C)

X-RAY OUTPUT AT 12 in (30.5 cm)

	Voltage kV	Current mA	Output R/hr (Sv/hr)
Low	40	0.300	50 (0.5)
Medium	55	0.218	80 (0.8)
High	70	0.171	95 (0.95)

CMOS DETECTOR PANEL

Pixel Pitch: 74.8 μm
Pixel Matrix: 1944 X 1536
Sensitive Area: 5.72 x 4.52 in (145.4 x 114.9 mm)
Grayscale: 16 Bit

BATTERY LIFE (5 Ah Battery)

2 Hours Continuous Duty Cycle
3 Hours Standby

DISPLAY OPTIONS

HDMI Monitor: 7 in (17.5 cm) LED
WiFi Tablet: 10 in (25.4 cm)
PirateEye: HUD

RECORDING CAPABILITIES

Internal: 128 GB
WiFi Tablet: 128 GB
System Resolution: 1280 x 720
File Transfer: USB

STANDARDS


ANSI/HPS N43.5 2005 (R.2013)
ISTA 3A Over the Road Vibration Standard
MIL-STD-810, Method 514, Annex C, Cat 4
REACH/ROHS
FDA Accession #: PENDING



BRO-031 APR 2023

OPENVISION HD QUICKLY CAPTURES DEFECTS

A patent-pending combination of a c-arm, mounted 70 kV x-ray source, and digital CMOS detector panel allows you to observe external defects as small as 0.010-inch (250 micron) on insulated piping.



For more information visit us at qsa-global.com