





**MFE Pipescan**

# MFE PipeScan

**MFE Enterprises, Inc.** is proud to announce the release of the new rugged, reliable and easy to use MFE PipeScan. This fully adjustable MFL scanner will scan pipe from 5" and up. A Panasonic ToughBook displays the digital volume loss signals in real time. The MFE PipeScan comes with the option from scanning with 3 to 6 MFL bridges. This will allow a inspection area from 8.25" to 16.5" in a single pass with a scanning speed up to 3 feet per second.

The MFE PipeScan will be able to scan through thin coatings with ease. A built in fully adjustable threshold alarm function insures that no defects will be missed. The MFE PipeScan has everything needed to perform a pipe inspection quickly, efficiently, and accurately.

- **Panasonic ToughBook**
- **Up to 50+ foot signal cable**
- **MFE Electronics Module**








## Specification for MFE PipeScan

<b>Weight</b>	60 lbs - 120 lbs (20 lbs per bridge - 3 Link minimum)
<b>Power Requirements</b>	12V Battery
<b>Scanning Area</b>	8.25" to 16.5"
<b>Real Time Display</b>	Yes
<b>Freeze Screen Alarm</b>	Yes
<b>Test Through Coatings</b>	Yes, if non-magnetic
<b>Thickness Range</b>	.50" / 12mm
<b>Speed</b>	3 ft / second
<b>Pipe size</b>	5" and up. No Max





[www.mfescan.com](http://www.mfescan.com)

**MFE Enterprises, Inc**  
26550 Ranch Road 12 Unit 5  
Dripping Springs, TX 78620, USA

**TEL:** (281) 441 8284  
**FAX:** (281) 441 8361

**E-MAIL:** [dylanduke@mfescan.com](mailto:dylanduke@mfescan.com)

